

Name _____,

Winter Count Timeline

Introduction:

With this timeline you will create a key or rough draft for your winter count. You need to identify two events for each year of your life. Remember these are specific for your family. They may share common events with other winter counts but most will include important events for individual family units.

Timeline:

Years included: (_____ -- _____)

Your Current Age: _____

Year 1: _____

Event 1: _____

Picture:

Event 2: _____

Picture:

Year 2: _____

Event 1: _____

Picture:

Event 2: _____

Picture:

Year 3: _____

Event 1: _____

Picture:

Event 2: _____

Picture:

Year 4: _____

Event 1: _____

Picture:



Event 2: _____


Picture:



Year 5: _____

Event 1: _____

Picture:



Event 2: _____

Picture:



Year 6: _____

Event 1: _____

Picture:



Event 2: _____

Picture:



Year 7: _____


Event 1: _____

Picture:



Event 2: _____

Picture:



Year 8: _____

Event 1: _____

Picture:



Event 2: _____

Picture:



Year 9: _____

Event 1: _____

Picture:



Event 2: _____

Picture:



Year 10: _____

Event 1: _____

Picture:



Event 2: _____

Picture:



Year 11: _____

Event 1: _____

Picture:



Event 2: _____

Picture:



Year 12: _____


Event 1: _____

Picture:



Event 2: _____

Picture:



Year 13: _____

Event 1: _____

Picture:



Event 2: _____

Picture:



Year 14: _____

Event 1: _____

Picture:



Event 2: _____

Picture:



Year 15: _____

Event 1: _____

Picture:



Event 2: _____

Picture:



Year 16: _____

Event 1: _____

Picture:



Event 2: _____

Picture:



Year 17: _____

Event 1: _____

Picture:



Event 2: _____

Picture:



Year 18: _____

Event 1: _____

Picture:



Event 2: _____

Picture:



Year 19: _____

Event 1: _____

Picture:



Event 2: _____

Picture:

